



*... the fastest and easiest way  
to create and share  
league and tournament information!*

## **Creating Interleague Games**

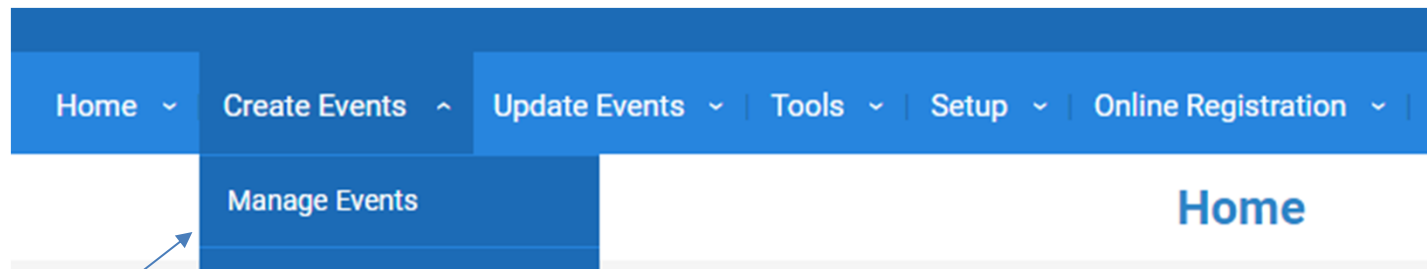
(V 004)

# Interleague Games

QuickScores easily allows you to schedule games between two or more different leagues. This Interleague feature is easily activated through Event Options and games can be added on the Edit Schedule Page. Interleague games added or changed in one league are automatically added or changed in the other league.

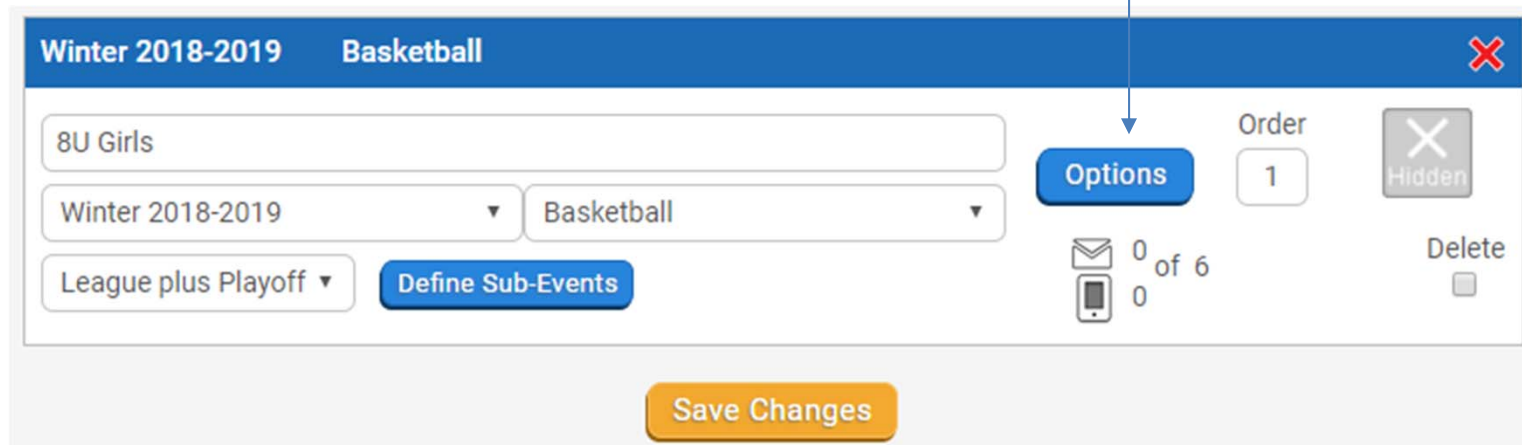
The option exists to have these interleague games count in the standings or to not count in the standings. That selection can be made differently in each league.

# 1a - Enabling Interleague Games

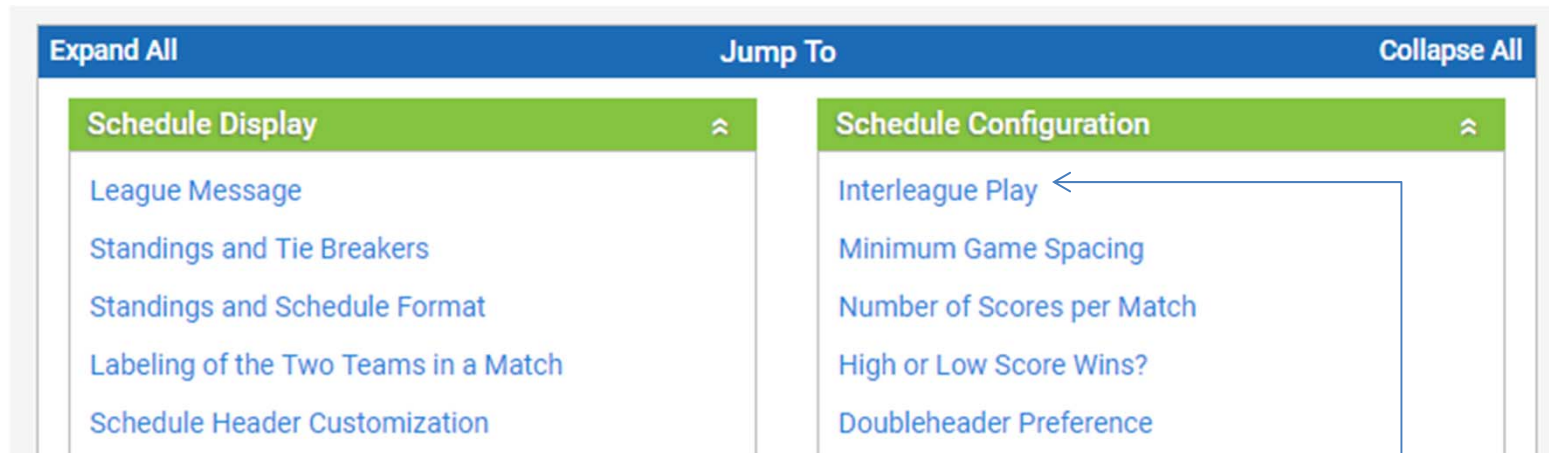


1 - Click Manage Events

2 - Find one of the divisions to be connected. Click Options.



# 1b - Enabling Interleague Games



3 - Click Interleague Play

League Name	Abbreviation	Count In Standings	Remove
8U Girls	8U	<input checked="" type="checkbox"/>	<

Connect to another league

Choose a league ▼	7U	<
-------------------	----	---

Save Interleague Info

4 - Define an abbreviated name. Choose whether to count these interleague games in the standings.

5 - Select the league to connect, and its abbreviated name.

# 1c - Enabling Interleague Games

League Name	Abbreviation	Count In Standings	Remove
8U Girls	8U	<input checked="" type="checkbox"/>	
7U Girls	7U	<input type="checkbox"/>	

Connect to another league

Choose a league ▾ Abbreviation

Save Interleague Info

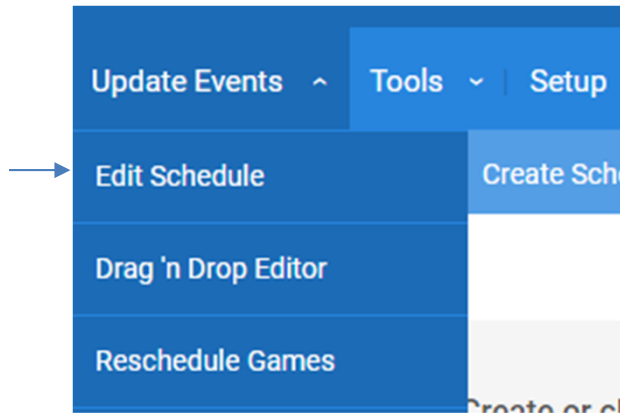
Any number of leagues can be connected.

Check the box to count the games in the standings.

Click **Save Interleague Info**

## 2a - Adding Interleague games

Click **Edit Schedule**



Choose a team from the current division.

Find the **Add a Game** Box, top or bottom of the page

A screenshot of the 'Add a Game' form. The date is set to 1/26/19, Saturday. The home team (H) is 'Angels'. The away team (A) dropdown is open, showing a list of teams: 'Bye', '8U Girls', 'Angels', 'Bombers', 'Jazz', 'Lynx', 'Mist', 'Sonics', '7U Girls', '[7U] Dragons', '[7U] Fire', and '[7U] Otters'. An arrow points from the text 'Choose a team from the current division.' to the 'Angels' dropdown. Another arrow points from the text 'Choose a team from the other league' to the '[7U] Dragons' option in the dropdown.

Choose a team from the other league

## 2b - Adding Interleague games

You can change the date, day of the week, time, location, and teams.

To bring more attention, you can highlight interleague games.

The screenshot shows a web form titled "Add a Game" with a yellow background. The form contains several input fields: a date field with "1/26/19" and a warning icon, a day of the week dropdown menu set to "Saturday", a time field with "6:00 PM", a home team dropdown menu set to "Angels", a comment text area, a number field with "15", a location dropdown menu set to "ACC Gym 1", an away team dropdown menu set to "[7U] Dragons", and two checkboxes labeled "Highlight" and "Practice". Below the form are three buttons: "+ Add another Game", "Add a Comment", and "Add a Practice". At the bottom center is a large orange "Save Schedule" button with a warning icon. A blue oval highlights the date, day, time, and team fields. A blue arrow points from the text "You can change the date, day of the week, time, location, and teams." to the oval. Another blue arrow points from the text "To bring more attention, you can highlight interleague games." to the "Highlight" checkbox. A third blue arrow points from the text "Click Save Schedule when finished." to the "Save Schedule" button.

Click **Save Schedule** when finished.

# 3 – Reviewing Changes

All game additions or changes that include interleague games, along with the regular league games, are included in the analysis at the end of the Edit Schedule page.

The Opponent Distribution is particularly helpful to see which teams have interleague games scheduled.

**Opponent Distribution**

How often does a team play against any other particular team.

Team	A	B	C	D	E	F	G	Bye
A Angels		3	2	3	3	3	1	
B Bombers	3		3	3	2	3		
C Jazz	2	3		3	3	3		
D Lynx	3	3	3		3	2		
E Mist	3	2	3	3		3		
F Sonics	3	3	3	2	3			
G [7U] Dragons	1							



## 4 –Interleague Affects Both Schedules

Once you have created an interleague matchup in one schedule, it automatically transfers to the other schedule, so you only have to do it once. Each game will identify which league the opponent is in.

Week 15 Move Week to...

1/26/19 Saturday 6:00 PM H: Angels

15 Delete ACC Gym 1 A: [7U] Dragons

Comment Highlight  Practice

Save Schedule

This is the 8U League.

Week 9 Move Week to...

1/26/19 Saturday 6:00 PM H: [8U] Angels

9 Delete ACC Gym 1 A: Dragons

Comment Highlight  Practice

Save Schedule

This is the 7U League.

## 5 – Posting Scores

- Posting scores for interleague games can be done by league or by day, just as in regular leagues.
- In either case, the scores only have to be posted in one place. If they are posted in one league, they automatically appear in the other league.
- If results for interleague games do not appear in the standings, verify the setting as shown on Pages 4/5 of this document.